


# Seminar: Innovative Internet Technologies and Mobile Communications (IITM)

Info Meeting

**Prof. Dr.-Ing. Georg Carle,  
Dr.-Ing. Stephan Günther, Benedikt Jaeger**

Friday 2<sup>nd</sup> July, 2021

Chair of Network Architectures and Services  
Department of Informatics  
Technical University of Munich



## Basic Information

### Lecturer

- Prof. Dr.-Ing. Georg Carle

### Organization

[seminar@net.in.tum.de](mailto:seminar@net.in.tum.de) (only use this mail address!)

- Dr.-Ing. Stephan Günther
- Benedikt Jaeger

### Overview

- Main Language: English
  - paper and reviews in English
  - talk can be in German or English
- Extent: 2 SWS, (5 ECTS)
  - 5 ECTS · 30 h = 150 h of work expected from you
- Course Type:
  - For B. Sc. Students: Advanced Seminar Course (Seminar)
  - For M. Sc. Students: Master's Seminar (Master-Seminar)

## Seminar Procedure

### First version of your paper

- Agree on the content with your advisor
- Use the provided paper template (L<sup>A</sup>T<sub>E</sub>X)
- Keep in touch with your advisor
- Try to finish in time so your advisor can give you feedback
- Your paper must be 4 pages in IEEE 2-column style (including references etc.)
- Expected language for the paper is English

### Present your topic

- German or English
- 20 min talk + 5 min discussion

### Peer review

- You have to review two papers of your fellow students
- Reviews are part of your final grade
- Review language is English

### Final version of your paper

- Use the received reviews to improve your paper
- You will also receive feedback from the advisor
- If you and your advisor agree → publication in the seminar proceedings

## Learning Goals of the Seminar

### Scientific research on individual topic

- Supported by your advisor you will survey literature for your topic
- Get used to searching digital libraries
- Document your progress in a provided Git repository

### Write a scientific paper

- Learn to write a paper in  $\text{\LaTeX}$  with a given template
- Follow the rules of good scientific practice

### Prepare a scientific talk

- Prepare your slides using `beamerlatex`
- Convert your topic into an interesting talk

### Give profound feedback on other seminar papers

- Like in real conferences we do a peer review among all participants
- Learn from your and others' mistakes

- Both seminars offer similar topics
  - Check the [proceedings](#)
- Block Seminar (IN4600)
  - Topic presentation: Friday, July 30th, 14:00
  - **This is just one day after the matching assignments are published!**
  - Seminar paper to be written in lecture free time (only few weeks until first version)
  - Talks as block in the last weeks of the lecture free time (October 14th / 15th, whole day, 10:00 – 16:00)
  - Registration limited to 14 participants
- Seminar (IN4595)
  - Topic presentation: Friday, October 22th, 14:00
  - This is the first week of the semester
  - Seminar paper to be written during the semester
  - Talks in weekly sessions on Friday, 14:00, starting in January (probably 4 meetings)
  - Registration limited to 16 participants

1. Both of your paper submissions, 4 pages in IEEE (50%)
  - 1<sup>st</sup> version: 37.5%
  - 2<sup>nd</sup> version: 12.5%
2. Your talk, 20–25 min, following discussion, and feedback (25%)
3. Your reviews of papers from other seminar participants (25%)

# Grading

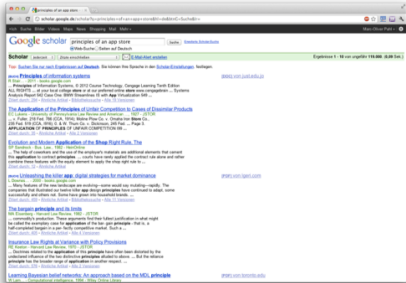
## Influencing Factors

- First version of paper must be acceptable
  - Grade worse than 4.0 → disqualification (seminar graded as 5.0)
  - Less than 4 pages in the seminar template → disqualification (not 3.1 pages + empty space, not 4 pages + references)
- Observe the deadlines
  - Advisor meetings are compulsory
  - You are provided with git repositories to check in your work and submissions
  - Hard deadline for each submission
- No submission
  - 1<sup>st</sup> version of paper → disqualification (seminar graded as 5.0)
  - Other submissions → grade 5.0 for the concerning part
- Write the paper yourself
  - Plagiarism → disqualification (and we will check!)
  - Attempted cheating will be reported to the examination office
  - Summary when and why to cite: [citation guide](#)
  - Regularly push your progress to avoid misunderstandings
- Absence during talks without valid excuse
  - 0.3 degrading per missed talk on your presentation grade
  - Talk graded worse than 4.0 → disqualification (seminar graded as 5.0)

## Topic Handling

- You get some literature or hints where to start from your advisor
- This is just to get you started
- Find appropriate (scientific) sources yourself

- [scholar.google.com](http://scholar.google.com)
- [acm.org](http://acm.org)
- [ieee.org](http://ieee.org)
- [semanticsscholar.org](http://semanticsscholar.org)
- Your sources' sources
- ...



TUM provides access to non-free papers via [eaccess.ub.tum.de](http://eaccess.ub.tum.de).

Just presenting the given literature is **not** enough



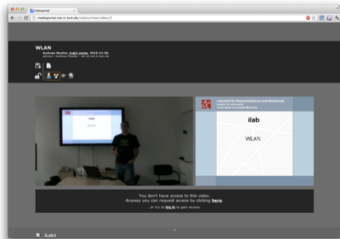
- Advisors create topics within their research context.
  - They have broad knowledge about the context of your seminar topic.
- Your task is to do research and write a scientific text about a specific topic beyond basic lecture content.
  - Your advisor is not responsible for your tasks.
- Adhering to the deadlines is your responsibility.
  - Your advisor will not remind you.
- Advisors will help you if you ask them to.
  - Keeping contact with your advisor allows you to write a much better seminar paper.
- Advisors can give you feedback.
  - Ask for feedback about your first paper version, the peer reviews, your slides for the talk, etc.

- Prepare your talk
  - Finished slides must be discussed with your advisor 1 week before the talk.
  - Advisors may offer the opportunity of rehearsal talks.
- Present your work
  - Scientific talk
  - Present the main results & give an interesting talk
- Session chair for one talk
  - Introduce the speaker
  - Watch the time constraints
  - Try to get the discussion started after the talk (ask at least one question if nobody else does)
- Mandatory attendance in all sessions
  - If you cannot attend for a good reason, contact [seminar@net.in.tum.de](mailto:seminar@net.in.tum.de) **in advance**
  - Attending the talks is mandatory for passing the course  
(schedule of talks will be published after the first submission)

# Talk Procedure

## Improving Your Presentations Skills

- You have the chance to get your talk recorded
  - Have a **look at yourself** after the talk!
  - Your talk was great? Share it and show it to your friends
  - You fully control the access! Initially only you can access it
- Get feedback from your colleagues (not graded)
  - Feedback forms to be filled out during the talks



Presentation Feedback Form

Title of presentation: \_\_\_\_\_

	Very poor / Confusing	Poor	Reasonable / OK	Good / Helpful	Excellent
<b>Presentation Skills</b>					
Style of presentation	○○○○○	○○○○○	○○○○○	○○○○○	○○○○○
Time keeping	○○○○○	○○○○○	○○○○○	○○○○○	○○○○○
Visual aids/boards	○○○○○	○○○○○	○○○○○	○○○○○	○○○○○
Use of presentation media	○○○○○	○○○○○	○○○○○	○○○○○	○○○○○
Interaction with audience	○○○○○	○○○○○	○○○○○	○○○○○	○○○○○
<b>Organization and structure</b>					
Structure	○○○○○	○○○○○	○○○○○	○○○○○	○○○○○
Clarity of research question	○○○○○	○○○○○	○○○○○	○○○○○	○○○○○
Clarity of conclusions	○○○○○	○○○○○	○○○○○	○○○○○	○○○○○
Illustrations and examples	○○○○○	○○○○○	○○○○○	○○○○○	○○○○○
<b>Content</b>					
Argumentation	○○○○○	○○○○○	○○○○○	○○○○○	○○○○○
Level of detail	○○○○○	○○○○○	○○○○○	○○○○○	○○○○○
Correctness	○○○○○	○○○○○	○○○○○	○○○○○	○○○○○
Overall quality of the talk	○○○○○	○○○○○	○○○○○	○○○○○	○○○○○

- We give the opportunity to publish your papers!
  - If both you and your advisor agree
  - Proceedings of the last years can be found on [www.net.in.tum.de/publications/seminar%20proceedings](http://www.net.in.tum.de/publications/seminar%20proceedings)
- Look at old proceedings
  - Examples of papers we consider "good"
  - Get an idea of the topics we cover
- Best Paper Award (only published papers)
  - We will choose the best paper in each seminar
  - They will receive a certificate and a hardcopy of the proceedings



- Registration is handled centrally on a dedicated web platform
  1. You enter your seminar preferences
  2. We enter our students preferences
  3. The system computes a **student-optimal** matching

More info: [docmatching.in.tum.de](https://docmatching.in.tum.de)

- If you want to be preferred by us, register with your student card when leaving the room
  - We will prefer you for both seminars
  - The list is closed after the event
- The result of the matching is binding, **you cannot resign** from the course afterwards
  - Only enter courses that you really want to participate in
  - We accept withdrawals only for special reasons (e. g. not getting any of your topic preferences)

## Matching Schedule

29.07.2021	Publication of the matching results → you receive a mail from us
30.07.2021	Start of the block seminar with the topic presentation
22.10.2021	Start of the seminar with the topic presentation

## Matching – Example 1

### Your preferences

1. \$your\_favorite\_seminar
  2. \$i8\_seminar
  3. \$not\_so\_interesting\_seminar
- 
- Putting your matriculation number on our list does **not** reduce your chance of being assigned to \$your\_favorite\_seminar
  - However, your chance of being assigned to \$i8\_seminar is increased if you cannot be assigned to \$your\_favorite\_seminar

### Preferences Student A

1. \$very\_popular\_seminar
2. \$popular\_seminar

### Preferences Student B

1. \$popular\_seminar

- The chances of getting assigned (to any course) are not higher for Student B compared to Student A
- The matching system works best **for you** if you honestly enter all your preferences
  - Giving same priority to multiple courses is possible

---

Block Seminar	Dates
Topic presentation	July 30th, 14:00
Upload paper (1 <sup>st</sup> version)	End of September
Talks	October 14th/ 15th, whole day
Upload reviews	tba
Upload paper (2 <sup>nd</sup> version)	tba

---

---

Seminar	Dates
Topic presentation	October 22nd, 14:00
Upload paper (1 <sup>st</sup> version)	End of December
Talks	tba
Upload reviews	tba
Upload paper (2 <sup>nd</sup> version)	tba

---



In General, write emails only to  
[seminar@net.in.tum.de](mailto:seminar@net.in.tum.de)